



# Multi-Jet Water Meters

5/8", 3/4" and 1"

Our Multi-Jets quietly perform to a high standard. Yours.



Millions of our 5/8", 3/4", and 1" meters are in operation today. Using superior measurement technology, these meters represent the perfect balance between accuracy, cost, and longevity. With sensitivity to measure water flowing as low as 1/8 gallon per minute and accuracy unaffected by common particulates and build-up that would freeze other types, you can count on a Multi-Jet.

Our meters are designed with the future in mind as well. Choose from the many optional devices and you can create a modular reading system that has no equal. Remote Read? We can handle that. Wireless? We make it almost too easy. These meters are ready to work for you.

## FEATURES & BENEFITS

- Meets All AWWA Standards; NSF Certified
- Tamper Detection and Prevention
- Patented Frost Protection (option)
- High-Quality, Long-Life Parts
- Durable Basket Strainer Protects from Damage



## TECHNICAL SPECIFICATIONS:

**AWWA/NSF Standards** Meets or exceeds all sections of AWWA Standard C-708, most recent revision; Certified by NSF to NSF/ANSI Standard 61.

**Design/Operation** Velocity-type meter. Water, evenly distributed by multiple jet nozzles, flows past an impeller in the measuring chamber, creating an impeller velocity directly proportional to water flow rate. The meter's register integrates velocity into totalized flow.

**Main Case** Choice of waterworks bronze case of 81% copper composition or EnviroBrass® II, 87% copper, low lead bronze. All main cases incorporate externally threaded ends and wrench pads to aid installation. Bronze register retaining rings are standard.

**Measuring Chamber** The measuring chamber housing and measurement element are constructed of a durable synthetic polymer and can easily be removed from the main case without removal of the meter from the line. The chamber housing is constructed in two parts to allow access to the impeller.

Measurement surfaces are not wear surfaces, providing sustained accuracy despite the presence of entrained solids in the water. A long-life, sapphire serves as a wear surface, with balanced water flows minimizing bearing wear.

**Magnetic Drive** A reliable, direct magnetic drive provides linkage between measurement element and register. No intermediate gearing is required; no gearing is exposed to water.

**Register** Standard direct read, DIALOG® Reading System and Electrical Output Registers are available. A six wheel odometer is standard.

**Register Sealing** Direct read and DIALOG registers are permanently sealed, with a tempered glass lens, stainless steel base and wrap-around gasket to prevent intrusion of dirt or moisture.

**Register Units** Registration available in U.S. gallons, cubic feet or cubic metres.

**Test Circle** Large center sweep hand with ten clearly indicated gradations per minimum registration unit.

**Low Flow/Leak Indicator** Center mounted indicator with high sensitivity resulting from direct one to one linkage to the measuring element.

**Strainer** A rugged, 360-degree polymer basket strainer protects the critical measuring element from damage.

**Frost Protection (option)** Patented, pressure-activated plug is expelled from the meter by expansion of freezing water. The frost plug can be replaced without meter removal or disassembly.

**Adjusting Port** Sealed after factory calibration. Port is accessible for utility recalibration, to compensate for inaccuracy in older meters without parts replacement.

**Tamper Detection** The Master Meter Multi-Jet adjusting port is sealed to prevent tampering and provides a visual indication of tampering attempts.

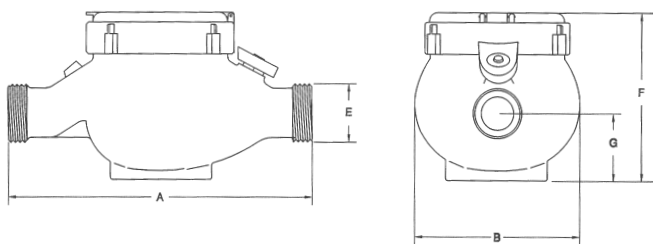
# Multi-Jet Water Meters

5/8", 3/4" and 1"

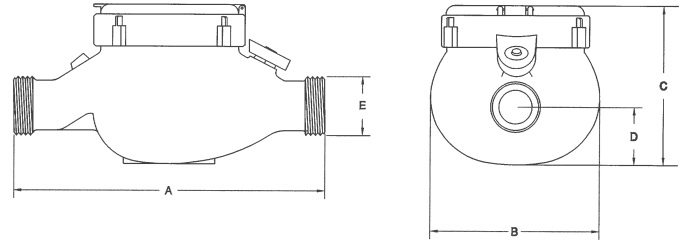
METER OPERATING CHARACTERISTIC/DIMENSION	5/8"	5/8" x 3/4"	3/4" SL	1"
Flow Rating (gpm)	20	20	30	50
Continuous Flow (gpm)	15	15	20	30
Normal Flow Range (gpm)	1-20	1-20	2-30	3-50
Low Flow (gpm)	1/4	1/4	1/2	3/4
Maximum Working Pressure (psi)	150	150	150	150
Maximum Working Temperature (°F)	122	122	122	122
Length (A below)	7-1/2"	7-1/2"	7-1/2"	10-3/4"
Width (B below)	3-3/4"	3-3/4"	3-3/4"	4-1/8"
Width, side-mounted DIALOG unit	4-1/2"	4-1/2"	4-1/2"	4-1/2"
Height, standard register with lid (C below)	4-1/8"	4-1/8"	4-1/8"	3-7/8"
Height with DIALOG register	4-7/8"	4-7/8"	4-7/8"	4-5/8"
Height, Frost Proof, standard register with lid 4-3/8" (F below)	4-3/8"	4-3/8"	4-3/8"	4-3/8"
Height, bottom to center line (D below)	1-3/16"	1-3/16"	1-3/16"	1-3/16"
Height, Frost Proof, bottom to center line (G below)	1-3/4"	1-3/4"	1-3/4"	1-3/4"
Meter Casing Spuds, Nominal Thread Size* (E below)	3/4"	1"	1"	1-1/4"
Weight (lbs)	3.6	3.7	3.6	5.25
Packed To Carton	6	6	6	4
Carton Weight (lbs)	23	23.6	23	22.4

\*External Straight Threads

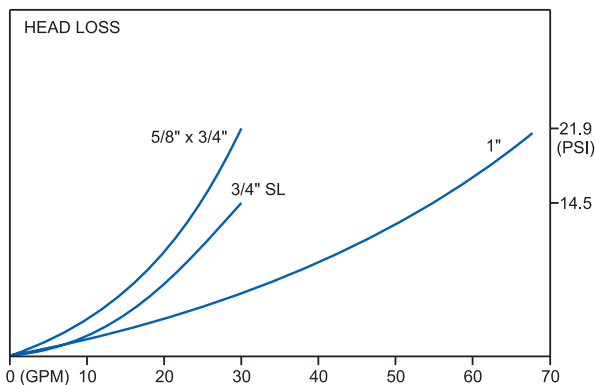
Frost Proof 5/8" to 1"



Standard 5/8" to 1"



Head Loss Curves



Distributed by:

©2006 Master Meter, Inc. All rights reserved. DIALOG and Master Meter are registered trademarks of Master Meter, Inc. Master Meter reserves the right to make modifications to the products described herein at any time and without notice. U.S. Patent No. 6,819,292, Patent No. 6,954,178. Others pending. EnviroBrass® is a registered trademark of ASARCO.

MMDS\_MJ-58341 Rev11/01/06



Master Meter, Inc. • 101 Regency Parkway, Mansfield, TX 76063  
Toll Free: 800-765-6518 • Main Line: 817-842-8000 • FAX: 817-842-8100

www.mastermeter.com  
info@mastermeter.com